
SERENDIPITY

£38,000

General.

| | |
|---|--|
| <i>Builder:</i> Hancock & Lane | <i>Type:</i> Cruiser stern |
| <i>Fitted:</i> Not known | <i>Year:</i> 1982 |
| <i>Length:</i> 70ft (21.3m) | <i>Beam:</i> 6ft 10ins (2.1m) <i>Draught:</i> c1ft 9in (.6m) |
| <i>Lying:</i> High Line Yachting, Iver on fully residential berth | |
| <i>BW no:</i> 060941 | <i>CIN No:</i> N/a <i>BSC to:</i> 09/2022 |

History

The vessel was sold by ourselves to the current owners. The hull was treated with an epoxy paint system in 1994, and again in 2004. The vessel has then been maintained with bitumen, the last time the boat was blacked was in 2017, anodes were also fitted. Also a survey was carried out and all remedial works stated on the survey were completed. The roof was also repainted in 2017.

This vessel is lying on a residential berth (please see details for the mooring below). Work is required to the ceiling as the previous owners fitted tongue and groove to the existing ceiling and the weight is pulling it down in some areas, the current owner has replaced the aft end.

Hull & Exterior.

Material / build: All steel. Thicknesses: 6 / 6 / 4mm



Exterior: Black bitumen painted hull to rubbing band. Matt black from rubbing band through side decks. Side decks and cabin sides in red with full length side panel in dark blue with cream coachline. The name is signwritten on the stern. Roof in pale grey.

Windows: Anodised aluminium top hopper opening, 8 to starboard and 6 to port, with additional opening side doors to port.

Forward well: Flat foredeck. 'T' stud. Self draining steel well deck with inspection hatch to integral water tank below. Water filler and head lights. Solid forward bulkhead with top hopper opening window.

Roof: Tubular steel handrails. 7 stainless steel 'Tannoy' vents. Flues for solid fuel stoves and gas water heater. Hinged hatch over side doors. Houdini style hatch over dining area.

Aft deck: Cruiser style. Rope fender, 2 mooring dollies, steel cants, diesel filler. Tiller steering. Square tubular steel rail around stern. Timber deck boards over engine space. The entire aft deck is covered with a pram type overall canopy with detachable side curtains with windowed zip up doors. Inset into the aft deck are steps down to timber door to accommodation. Gas bottle storage inset into deck (2x13kg).

Mechanical & Electrical.

Engine: Thornycroft BMC 1.8 40hp

Gearbox: Hydraulic

Cooling: Indirect raw water

Calorifier feed: No

Bowthruster: No

Weed hatch: Quick release

Stern gland greaser: Remote

Bilge pump: 12v

Batteries: 12v

Domestic: 3

Engine: 1

240v: Yes

Inverter / Charger: Sterling Pro Combi S 2500W / 80amp

Generator: No

Interior.

Lining - floor to gunwale: Pale beige painted panelling

Lining - gunwale to ceiling: Horizontal matt varnished tongue and groove

Lining - ceiling: As above

Flooring: Old oak effect timber laminate throughout with sound and heat insulating underlay

Lighting: LED

Cabin heating: Villager solid fuel stove at the forward end of the vessel and Morso Squirrel solid fuel stove in saloon

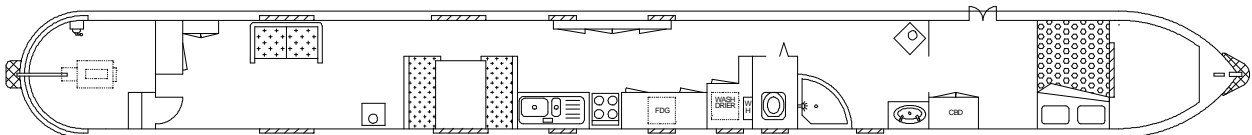
Insulation: Polystyrene

Water heating: Morco gas

Headroom: 6ft 3in

ACCOMMODATION (From aft)

Cabin Arrangement: Saloon / Dining area / Galley / Bathroom / Double cabin



Berth arrangement: 4 berth - fixed double in own cabin and convertible dinette

Saloon: Step in from aft deck. The saloon is designed to take free standing furniture currently comprising two seat settee. The Morso solid fuel stove is mounted on a tiled timber trimmed hearth and fireproof backing. Against the aft bulkhead is a cupboard housing electrical distribution units. The saloon is open plan to





Dinette: The dining area has to starboard a pine table for and aft 'Pullman' style seating for four, with fabric covered foam cushions. Storage within seat units. A half bulkhead with decorative leaded light feature separate this from

Galley: The galley is organised on both sides of the craft. Oiled wood block work surface over contemporary pale cream fronted cupboards and drawers below. To starboard is a free standing 4 burner cooker with glass lid and grill and oven. Below work surface is a Zanussi 240v refrigerator. The sink unit is a modern composite material combination one and half bowl unit with integral drainer in grey granite effect, with mixer tap and separate drinking water tap. Opposite to port is a shallow section of work surface with matching cupboards and drawers and glass fronted display cupboards over. Passageway to port continues forward with louvred doors off into large cupboard housing Morco gas water heater, 240v tumble drier and Indesit washing machine. Passageway continues into ...



Bathroom: At the aft end is a set of doors that lead into the toilet area with cassette toilet. The main bathroom is a walk through with quadrant corner shower with shower curtain and shower head on riser rail. White modern hand basin over storage below. Villager solid fuel stove mounted on a stone hearth with tiled rear and side. Central doorway leads forward into

Double Cabin: The double bed is cross ways against the fixed forward bulkhead with interior sprung mattress. Open storage below double. Free standing pine set of drawers and mirror fronted cabinet. At the aft end is a cupboard with hanging rail. Opening side doors with hatch over to port.



This boat has not been cleared and personal possessions will be removed prior to sale.

GENERAL

Berth transferable: Residential berth transfer by arrangement.

Berth: The residential mooring is located at the High Line Yachting boatyard at Iver, on the Slough Arm of the Grand Union. The mooring is alongside the bank amongst a community of other residential and cruising boats. Secure parking is available in the boatyard.

Facilities offered are 240v electricity connection (charged by meter reading) and water point. BT telephone connection (subject to the BT connection charge if applicable). Pump out / chemical toilet emptying facilities. Diesel, coal and gas are available in the boatyard, with gas and coal deliveries to alongside on Wednesday and Saturday afternoons. Toilet and shower block (showers are token operated) with washing machine and tumble dryer (token operated).

The current mooring rates for narrowbeam craft are as follows (including VAT):

Paid annually : £64.00 per foot per annum
Paid six monthly : £34.00 per foot per half year
Paid monthly : £6.00 per foot per month payable by standing order

A payment of six months' mooring fees in advance will be required as the first payment. A residential licence payable to British Waterways Board is required. High Line Yachting reserve the right to refuse the transfer of the mooring. Council tax is payable.

Langley Station which is on the Paddington Line is within a few minutes walk of the moorings.

Please note that regrettably no dogs are allowed.

Sale type: Private

Viewing: By appointment.

PLEASE NOTE

In this case we are acting as Brokers only.

Whilst every care has been taken in their preparation, the correctness of these particulars is not guaranteed.

The particulars are intended only as a guide and they do not constitute a term of any contract.

A prospective buyer is strongly advised to check the particulars and where appropriate at his own expense to employ a qualified Marine Surveyor to carry out a survey and / or to have an engine trial conducted which if conducted by us shall not imply any liability for such engine on our part.

The Vendor is not selling in the course of a business.

The VAT status of the vessel is not known, unless otherwise stated.

All sales subject to contract. No guarantee is given or implied as to the condition or legal title.

No appliances or systems have been tested. All measurements stated are approximate.

© Virginia Currer Marine Ltd 2017

Accredited members of



SERENDIPITY

£38,000

General.

| | |
|---|--|
| <i>Builder:</i> Hancock & Lane | <i>Type:</i> Cruiser stern |
| <i>Fitted:</i> Not known | <i>Year:</i> 1982 |
| <i>Length:</i> 70ft (21.3m) | <i>Beam:</i> 6ft 10ins (2.1m) <i>Draught:</i> c1ft 9in (.6m) |
| <i>Lying:</i> High Line Yachting, Iver on fully residential berth | |
| <i>BW no:</i> 060941 | <i>CIN No:</i> N/a <i>BSC to:</i> 09/2022 |

History

The vessel was sold by ourselves to the current owners. The hull was treated with an epoxy paint system in 1994, and again in 2004. The vessel has then been maintained with bitumen, the last time the boat was blacked was in 2017, anodes were also fitted. Also a survey was carried out and all remedial works stated on the survey were completed. The roof was also repainted in 2017.

This vessel is lying on a residential berth (please see details for the mooring below). Work is required to the ceiling as the previous owners fitted tongue and groove to the existing ceiling and the weight is pulling it down in some areas, the current owner has replaced the aft end.

Hull & Exterior.

Material / build: All steel. Thicknesses: 6 / 6 / 4mm



Exterior: Black bitumen painted hull to rubbing band. Matt black from rubbing band through side decks. Side decks and cabin sides in red with full length side panel in dark blue with cream coachline. The name is signwritten on the stern. Roof in pale grey.

Windows: Anodised aluminium top hopper opening, 8 to starboard and 6 to port, with additional opening side doors to port.

Forward well: Flat foredeck. 'T' stud. Self draining steel well deck with inspection hatch to integral water tank below. Water filler and head lights. Solid forward bulkhead with top hopper opening window.

Roof: Tubular steel handrails. 7 stainless steel 'Tannoy' vents. Flues for solid fuel stoves and gas water heater. Hinged hatch over side doors. Houdini style hatch over dining area.

Aft deck: Cruiser style. Rope fender, 2 mooring dollies, steel cants, diesel filler. Tiller steering. Square tubular steel rail around stern. Timber deck boards over engine space. The entire aft deck is covered with a pram type overall canopy with detachable side curtains with windowed zip up doors. Inset into the aft deck are steps down to timber door to accommodation. Gas bottle storage inset into deck (2x13kg).

Mechanical & Electrical.

Engine: Thornycroft BMC 1.8 40hp

Gearbox: Hydraulic

Cooling: Indirect raw water

Calorifier feed: No

Bowthruster: No

Weed hatch: Quick release

Stern gland greaser: Remote

Bilge pump: 12v

Batteries: 12v

Domestic: 3

Engine: 1

240v: Yes

Inverter / Charger: Sterling Pro Combi S 2500W / 80amp

Generator: No

Interior.

Lining - floor to gunwale: Pale beige painted panelling

Lining - gunwale to ceiling: Horizontal matt varnished tongue and groove

Lining - ceiling: As above

Flooring: Old oak effect timber laminate throughout with sound and heat insulating underlay

Lighting: LED

Cabin heating: Villager solid fuel stove at the forward end of the vessel and Morso Squirrel solid fuel stove in saloon

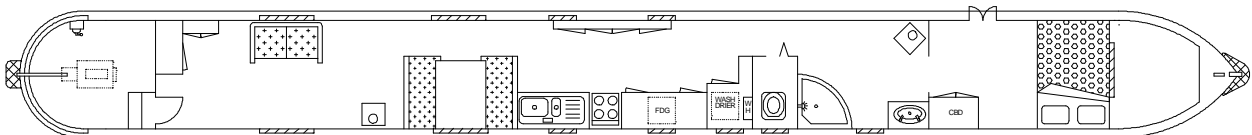
Insulation: Polystyrene

Water heating: Morco gas

Headroom: 6ft 3in

ACCOMMODATION (From aft)

Cabin Arrangement: Saloon / Dining area / Galley / Bathroom / Double cabin



Berth arrangement: 4 berth - fixed double in own cabin and convertible dinette

Saloon: Step in from aft deck. The saloon is designed to take free standing furniture currently comprising two seat settee. The Morso solid fuel stove is mounted on a tiled timber trimmed hearth and fireproof backing. Against the aft bulkhead is a cupboard housing electrical distribution units. The saloon is open plan to





Dinette: The dining area has to starboard a pine table for and aft 'Pullman' style seating for four, with fabric covered foam cushions. Storage within seat units. A half bulkhead with decorative leaded light feature separate this from

Galley: The galley is organised on both sides of the craft. Oiled wood block work surface over contemporary pale cream fronted cupboards and drawers below. To starboard is a free standing 4 burner cooker with glass lid and grill and oven. Below work surface is a Zanussi 240v refrigerator. The sink unit is a modern composite material combination one and half bowl unit with integral drainer in grey granite effect, with mixer tap and separate drinking water tap. Opposite to port is a shallow section of work surface with matching cupboards and drawers and glass fronted display cupboards over. Passageway to port continues forward with louvred doors off into large cupboard housing Morco gas water heater, 240v tumble drier and Indesit washing machine. Passageway continues into ...



Bathroom: At the aft end is a set of doors that lead into the toilet area with cassette toilet. The main bathroom is a walk through with quadrant corner shower with shower curtain and shower head on riser rail. White modern hand basin over storage below. Villager solid fuel stove mounted on a stone hearth with tiled rear and side. Central doorway leads forward into

Double Cabin: The double bed is cross ways against the fixed forward bulkhead with interior sprung mattress. Open storage below double. Free standing pine set of drawers and mirror fronted cabinet. At the aft end is a cupboard with hanging rail. Opening side doors with hatch over to port.



This boat has not been cleared and personal possessions will be removed prior to sale.

GENERAL

Berth transferable: Residential berth transfer by arrangement.

Berth: The residential mooring is located at the High Line Yachting boatyard at Iver, on the Slough Arm of the Grand Union. The mooring is alongside the bank amongst a community of other residential and cruising boats. Secure parking is available in the boatyard.

Facilities offered are 240v electricity connection (charged by meter reading) and water point. BT telephone connection (subject to the BT connection charge if applicable). Pump out / chemical toilet emptying facilities. Diesel, coal and gas are available in the boatyard, with gas and coal deliveries to alongside on Wednesday and Saturday afternoons. Toilet and shower block (showers are token operated) with washing machine and tumble dryer (token operated).

The current mooring rates for narrowbeam craft are as follows (including VAT):

Paid annually : £64.00 per foot per annum
Paid six monthly : £34.00 per foot per half year
Paid monthly : £6.00 per foot per month payable by standing order

A payment of six months' mooring fees in advance will be required as the first payment. A residential licence payable to British Waterways Board is required. High Line Yachting reserve the right to refuse the transfer of the mooring. Council tax is payable.

Langley Station which is on the Paddington Line is within a few minutes walk of the moorings.

Please note that regrettably no dogs are allowed.

Sale type: Private

Viewing: By appointment.

PLEASE NOTE

In this case we are acting as Brokers only.

Whilst every care has been taken in their preparation, the correctness of these particulars is not guaranteed.

The particulars are intended only as a guide and they do not constitute a term of any contract.

A prospective buyer is strongly advised to check the particulars and where appropriate at his own expense to employ a qualified Marine Surveyor to carry out a survey and / or to have an engine trial conducted which if conducted by us shall not imply any liability for such engine on our part.

The Vendor is not selling in the course of a business.

The VAT status of the vessel is not known, unless otherwise stated.

All sales subject to contract. No guarantee is given or implied as to the condition or legal title.

No appliances or systems have been tested. All measurements stated are approximate.

© Virginia Currer Marine Ltd 2017

Accredited members of



SERENDIPITY

£38,000

General.

| | |
|---|--|
| <i>Builder:</i> Hancock & Lane | <i>Type:</i> Cruiser stern |
| <i>Fitted:</i> Not known | <i>Year:</i> 1982 |
| <i>Length:</i> 70ft (21.3m) | <i>Beam:</i> 6ft 10ins (2.1m) <i>Draught:</i> c1ft 9in (.6m) |
| <i>Lying:</i> High Line Yachting, Iver on fully residential berth | |
| <i>BW no:</i> 060941 | <i>CIN No:</i> N/a <i>BSC to:</i> 09/2022 |

History

The vessel was sold by ourselves to the current owners. The hull was treated with an epoxy paint system in 1994, and again in 2004. The vessel has then been maintained with bitumen, the last time the boat was blacked was in 2017, anodes were also fitted. Also a survey was carried out and all remedial works stated on the survey were completed. The roof was also repainted in 2017.

This vessel is lying on a residential berth (please see details for the mooring below). Work is required to the ceiling as the previous owners fitted tongue and groove to the existing ceiling and the weight is pulling it down in some areas, the current owner has replaced the aft end.

Hull & Exterior.

Material / build: All steel. Thicknesses: 6 / 6 / 4mm



Exterior: Black bitumen painted hull to rubbing band. Matt black from rubbing band through side decks. Side decks and cabin sides in red with full length side panel in dark blue with cream coachline. The name is signwritten on the stern. Roof in pale grey.

Windows: Anodised aluminium top hopper opening, 8 to starboard and 6 to port, with additional opening side doors to port.

Forward well: Flat foredeck. 'T' stud. Self draining steel well deck with inspection hatch to integral water tank below. Water filler and head lights. Solid forward bulkhead with top hopper opening window.

Roof: Tubular steel handrails. 7 stainless steel 'Tannoy' vents. Flues for solid fuel stoves and gas water heater. Hinged hatch over side doors. Houdini style hatch over dining area.

Aft deck: Cruiser style. Rope fender, 2 mooring dollies, steel cants, diesel filler. Tiller steering. Square tubular steel rail around stern. Timber deck boards over engine space. The entire aft deck is covered with a pram type overall canopy with detachable side curtains with windowed zip up doors. Inset into the aft deck are steps down to timber door to accommodation. Gas bottle storage inset into deck (2x13kg).

Mechanical & Electrical.

Engine: Thornycroft BMC 1.8 40hp

Gearbox: Hydraulic

Cooling: Indirect raw water

Calorifier feed: No

Bowthruster: No

Weed hatch: Quick release

Stern gland greaser: Remote

Bilge pump: 12v

Batteries: 12v

Domestic: 3

Engine: 1

240v: Yes

Inverter / Charger: Sterling Pro Combi S 2500W / 80amp

Generator: No

Interior.

Lining - floor to gunwale: Pale beige painted panelling

Lining - gunwale to ceiling: Horizontal matt varnished tongue and groove

Lining - ceiling: As above

Flooring: Old oak effect timber laminate throughout with sound and heat insulating underlay

Lighting: LED

Cabin heating: Villager solid fuel stove at the forward end of the vessel and Morso Squirrel solid fuel stove in saloon

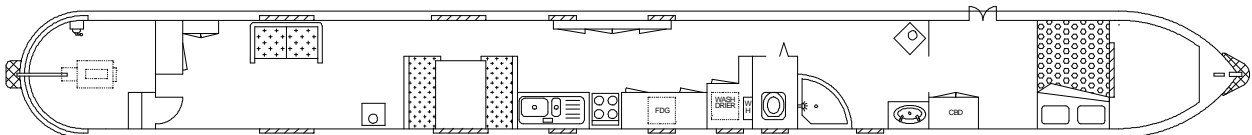
Insulation: Polystyrene

Water heating: Morco gas

Headroom: 6ft 3in

ACCOMMODATION (From aft)

Cabin Arrangement: Saloon / Dining area / Galley / Bathroom / Double cabin



Berth arrangement: 4 berth - fixed double in own cabin and convertible dinette

Saloon: Step in from aft deck. The saloon is designed to take free standing furniture currently comprising two seat settee. The Morso solid fuel stove is mounted on a tiled timber trimmed hearth and fireproof backing. Against the aft bulkhead is a cupboard housing electrical distribution units. The saloon is open plan to





Dinette: The dining area has to starboard a pine table for and aft 'Pullman' style seating for four, with fabric covered foam cushions. Storage within seat units. A half bulkhead with decorative leaded light feature separate this from

Galley: The galley is organised on both sides of the craft. Oiled wood block work surface over contemporary pale cream fronted cupboards and drawers below. To starboard is a free standing 4 burner cooker with glass lid and grill and oven. Below work surface is a Zanussi 240v refrigerator. The sink unit is a modern composite material combination one and half bowl unit with integral drainer in grey granite effect, with mixer tap and separate drinking water tap. Opposite to port is a shallow section of work surface with matching cupboards and drawers and glass fronted display cupboards over. Passageway to port continues forward with louvred doors off into large cupboard housing Morco gas water heater, 240v tumble drier and Indesit washing machine. Passageway continues into ...



Bathroom: At the aft end is a set of doors that lead into the toilet area with cassette toilet. The main bathroom is a walk through with quadrant corner shower with shower curtain and shower head on riser rail. White modern hand basin over storage below. Villager solid fuel stove mounted on a stone hearth with tiled rear and side. Central doorway leads forward into

Double Cabin: The double bed is cross ways against the fixed forward bulkhead with interior sprung mattress. Open storage below double. Free standing pine set of drawers and mirror fronted cabinet. At the aft end is a cupboard with hanging rail. Opening side doors with hatch over to port.



This boat has not been cleared and personal possessions will be removed prior to sale.

GENERAL

Berth transferable: Residential berth transfer by arrangement.

Berth: The residential mooring is located at the High Line Yachting boatyard at Iver, on the Slough Arm of the Grand Union. The mooring is alongside the bank amongst a community of other residential and cruising boats. Secure parking is available in the boatyard.

Facilities offered are 240v electricity connection (charged by meter reading) and water point. BT telephone connection (subject to the BT connection charge if applicable). Pump out / chemical toilet emptying facilities. Diesel, coal and gas are available in the boatyard, with gas and coal deliveries to alongside on Wednesday and Saturday afternoons. Toilet and shower block (showers are token operated) with washing machine and tumble dryer (token operated).

The current mooring rates for narrowbeam craft are as follows (including VAT):

Paid annually : £64.00 per foot per annum
Paid six monthly : £34.00 per foot per half year
Paid monthly : £6.00 per foot per month payable by standing order

A payment of six months' mooring fees in advance will be required as the first payment. A residential licence payable to British Waterways Board is required. High Line Yachting reserve the right to refuse the transfer of the mooring. Council tax is payable.

Langley Station which is on the Paddington Line is within a few minutes walk of the moorings.

Please note that regrettably no dogs are allowed.

Sale type: Private

Viewing: By appointment.

PLEASE NOTE

In this case we are acting as Brokers only.

Whilst every care has been taken in their preparation, the correctness of these particulars is not guaranteed.

The particulars are intended only as a guide and they do not constitute a term of any contract.

A prospective buyer is strongly advised to check the particulars and where appropriate at his own expense to employ a qualified Marine Surveyor to carry out a survey and / or to have an engine trial conducted which if conducted by us shall not imply any liability for such engine on our part.

The Vendor is not selling in the course of a business.

The VAT status of the vessel is not known, unless otherwise stated.

All sales subject to contract. No guarantee is given or implied as to the condition or legal title.

No appliances or systems have been tested. All measurements stated are approximate.

© Virginia Currer Marine Ltd 2017

Accredited members of

